

Little Rock School District



Home Access Center (HAC) Instructions

Home Access Center (HAC) is a web-based tool that allows parents/guardians to monitor your child's attendance, schedule, grades, and classwork. This includes access to interim progress and report cards. It does require an Internet connection. To view student information, please follow steps below:

<https://hac20.esp.k12.ar.us/HomeAccess20/>

The following screen will be displayed (use the drop-down menu to select Little Rock School District)

A screenshot of the Home Access Center (HAC) login interface. The window title is "Login" with a lock icon. The text reads: "Please enter your account information for Home Access Center." Below this, there is a "Select a District:" label followed by a dropdown menu showing "Little Rock School District" with a close button (x) and a dropdown arrow. Underneath are two input fields: "User Name:" and "Password:". At the bottom left, there are two blue links: "Forgot My Username or Password" and "Click Here to Register for HAC". At the bottom right, there is a "Login" button.

© 1990-2017 SunGard Public Sector Inc. All Rights Reserved. This program is PROPRIETARY and CONFIDENTIAL information of SunGard Public Sector Inc., and may not be disclosed or used except as expressly authorized in a license agreement controlling such use and disclosure. Unauthorized use of this program will result in legal proceedings, civil damages and possible criminal prosecution.

You will need to create two security questions the first time you login.

For example:

Favorite Color
Red
Favorite Pet
Fido

Once you have entered your security questions, press the Continue to Home Access Center

The Home Page allows you to look at the classes and see a week's worth of information that may include assignments made by the teacher and the student's current grades in each class.

The screenshot shows the Sungard Training District Home Access Center interface. At the top, there is a navigation bar with the district name and a user profile for Andrew Bradley with a 'Change Student' button. Below this is a menu with icons for Home, Attendance, Classes, Grades, Student Support, and Registration. The main content area is titled 'Today's News' and includes a 'Week View' tab. A 'Today's News' section contains a message about progress reports. Below that is a weekly schedule table for the week of Monday, May 09, 2016, to Friday, May 13, 2016.

Class	Current Average	Monday 05/09	Day: M	Tuesday 05/10	Day: T	Wednesday 05/11	Day: W	Thursday 05/12	Day: R	Friday 05/13	Day: F
Photography (830 - 1) Per: 1 Ms. Mitchell	89.00			Nature Pictures	8/10					Test on Nature Pictures	99/100
Calculus (412 - 1) Per: 2 Ms. Davens											
American Government (214 - 1) Per: 3 Mr. Herda											
Marketing (743 - 2) Per: 4 Mr. Mahon, Ish, duah											
Band (900 - 1) Per: 5 Ms. King											

If you have more than one student in the Little Rock School District, you may change students at any time by clicking the Change Student button at the top right just below your name.

This screenshot is similar to the one above but shows a different user profile, Ashleigh Bradley. The 'Change Student' button at the top right is highlighted with a red rectangular box, indicating its location for users with multiple students.

Select the student you would like to view. Click the Submit button

Choose Your Student

Andrew Bradley
Building: 16 Grade: 12

Ashleigh Bradley
Building: 16 Grade: 10

Cancel Submit

Place a check mark under the Email column to receive email alerts on Attendance, Course Average Classwork (Assignments).

Sungard Training District Home Access Center

Melinda Bradley Logout
Ashleigh L
My Alerts
My Account

Home Attendance Classes Grades Student Support Registration

My Alerts

Alert Type	Email	Mobile Push	Alert Details
Bradley, Andrew			
Attendance	<input checked="" type="checkbox"/>	<input type="checkbox"/>	Limit alerts to specific absence codes.
Course Average	<input type="checkbox"/>	<input type="checkbox"/>	If my student receives a course average below _____ % or above _____ %.
Discipline	<input checked="" type="checkbox"/>	<input type="checkbox"/>	Limit alerts to specific types of discipline.
Classwork	<input checked="" type="checkbox"/>	<input type="checkbox"/>	If my student receives an assignment average below 70 _____ % or above _____ %.
Immunization	<input checked="" type="checkbox"/>	<input type="checkbox"/>	I would like to receive immunization alerts.
Bradley, Ashleigh			
Attendance	<input checked="" type="checkbox"/>	<input type="checkbox"/>	Limit alerts to specific absence codes.
Course Average	<input type="checkbox"/>	<input type="checkbox"/>	If my student receives a course average below _____ % or above _____ %.
Discipline	<input checked="" type="checkbox"/>	<input type="checkbox"/>	Limit alerts to specific types of discipline.
Classwork	<input checked="" type="checkbox"/>	<input type="checkbox"/>	If my student receives an assignment average below 70 _____ % or above _____ %.
Immunization	<input checked="" type="checkbox"/>	<input type="checkbox"/>	I would like to receive immunization alerts.

On your homepage, you will see Today's News and Week View. On the Week View screen it will display the classes that your student is in, as well as attendance, assignments, teacher link so that you can email, class averages, etc.

You can toggle back and forth, from week to week, by pressing the left and right arrows next to the week date.

Week View | Calendar | School Links

Today's News

03/24/2016 - Progress Reports - Progress Reports available on-line April 15.

◀ ▶ Monday May 02, 2016 - Friday May 06, 2016 Today View Full Schedule

You can always come back to the current week by pressing the Today button.

Close

Course: 830 - 1
Name: Photography
Building: Building 16
Department: Fine Arts

Teacher	Room	Periods	Days	Marking Periods
Ms. Mitchell	115	1	M, T, W, R, F	M1, M2, M3, M4

Clicking on the name of the Course gives you more information about the course.

Clicking on the name of the teacher will allow you to email them.

Clicking on a date will show you the schedule for that day.

Schedule for Monday, May 2, 2016

Close

Period	Course	Description	Teacher	Room
1 (07:45 AM - 08:35 AM)	830 - 1	Photography	Ms. Mitchell	115
2 (08:40 AM - 09:30 AM)	412 - 1	Calculus	Ms. Dawes	117
3 (09:35 AM - 10:25 AM)	212 - 1	American Government	Mr. Herda	107
4 (10:30 AM - 11:20 AM)	743 - 2	Marketing	Mr. Makya Ish-duoh	201
5 (12:10 PM - 01:00 PM)	900 - 1	Band	Ms. King	BAND
6 (01:50 PM - 02:40 PM)	312 - 1	Physics	Ms. Jenkins	114
7 (02:45 PM - 03:35 PM)	112 - 1	English 4	Mr. Christopher	116

Clicking on the current average for a class will give you information as to how the average was calculated

Classwork for the Course

Show All Averages

Close

[830 - 1 Photography](#)

Current 9wk Average 89.00%

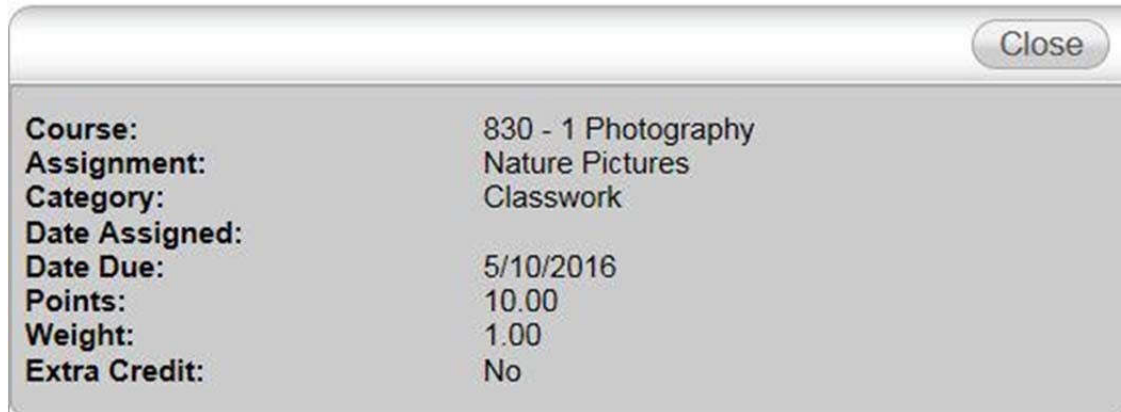
Date Due	Date Assigned	Assignment	Category	Score	Weight	Weighted Score	Average Score	Total Points	Weighted Total Points	Percentage
05/10/2016		Nature Pictures	Classwork	8.00	1.00	8.00	8.33	10.00	10.00	80.00 %
05/13/2016		Test on Nature Pictures	Test	98.00	1.00	98.00	82.17	100.00	100.00	98.00 %

Categories

Category	Student's Points	/ Maximum Points	= Percent	* Category Weight	= Category Points
CLS	8.00	10.00	80.00 %	1.00	0.80000
TST	98.00	100.00	98.00 %	1.00	0.98000
Totals:				2.00	1.78000

Course overall average is: $1.78000 / 2.00 = 89.00\%$

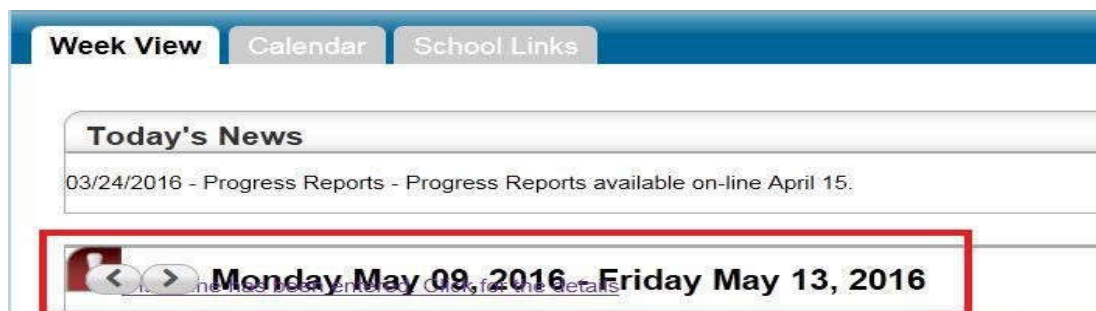
Clicking on an assignment will give you more information about the assignment.



A screenshot of a window titled "Close" in the top right corner. The window displays the following information:

Course:	830 - 1 Photography
Assignment:	Nature Pictures
Category:	Classwork
Date Assigned:	
Date Due:	5/10/2016
Points:	10.00
Weight:	1.00
Extra Credit:	No

If there was a discipline incident the week that is displayed, you can click on the date to view it



A screenshot of a web interface showing navigation tabs: "Week View", "Calendar", and "School Links". Below the tabs is a "Today's News" section with a news item dated 03/24/2016. Below the news is a calendar navigation bar with left and right arrows and the text "Monday May 09, 2016 - Friday May 13, 2016".



The **Attendance button** at the top of the screen will display a calendar view for attendance. You can also request Alerts for Attendance at the top of the page. You can toggle back and forth between months by pressing the << and the >> button. There is a color code at the bottom of the screen.

Home Attendance Classes Grades Student Support Registration

Week View **Calendar** School Links

Filters:

- Assignments
- Events

Calendars:

- Activity
- Course
- Competency
- Homeschool

Values: All

Activity:

- Beta Club
- Varsity Football

Course

May 2016 Today

Day Week Month

Mon 2 Tue 3 Wed 4 Thu 5 Fri 6 Sat 7

Field Trip (0:00-1) Nature Pictures (0:00-1) Test on Nature Pictures (0:00-1)

Type: Course
 Message: Don't forget that today is the last day to turn your money in to get to Strawberry Fields.
 Location: Strawberry Fields

© 1990 - 2018 SunGard Public Sector Inc. All Rights Reserved. Privacy Terms

Sungard Training District Home Access Center Melinda Bradley Andrew Bradley

Home Attendance Classes Grades Student Support Registration

Month View

Email Push Mobile - Alert me when attendance is entered for my student (Limit Alerts to Specific Types of Attendance)

<< May 2016 >>

Sun	Mon	Tue	Wed	Thu	Fri	Sat
1	2	3	4	5	6	7
8	9	10	11	12	13	14
15	16	17	18	19	20	21
22	23	24	25	26	27	28
29	30	31				

Color Legend:

- Out of School Suspension
- Excused Absence
- State Tardy
- Nurse Code Absent



The **Classes Button** will display course assignments, including the dates assigned, due dates, categories, potential points, scores and any attachments for the Gradebook assignments available in a class.

The screenshot shows a student dashboard with a navigation bar at the top containing icons for Home, Attendance, Classes, Grades, Student Support, and Registration. Below the navigation bar are two tabs: "Classwork" (selected) and "Schedule". The main content area features a "View Classwork for" section with a dropdown menu set to "Report Card Run 4". To the right of this section are two buttons: "Expand All" and "Quick View", both of which are highlighted with a red rectangular box. Below the "View Classwork for" section are two rows of notification options, each with a checked "Email" checkbox and an unchecked "Push Mobile" checkbox. The main list of classes includes: "112 - 1 English 4", "212 - 1 American Government", "312 - 1 Physics", "412 - 1 Calculus", "743 - 2 Marketing", "+ 830 - 1 Photography" (with a plus sign icon), and "900 - 1 Band". On the right side of the class list, the text "Current 9wk Average 89.00%" is displayed.

There are two buttons at the top right of the screen. The **Quick View/Full View** will allow you to toggle between a Quick View, which is an at-a-glance view, and a Full View, which has additional information related to averaging assignment scores.

The Expand All/Collapse All will allow you to toggle between Collapse All, which will allow you to view just the classes.

Expand All, which will allow you to see the class assignments and scores for each class. The + and - in the Collapse All will allow you to open and view the class, or collapse the class.

At the top left of the screen are options for selecting the Report Card Run, Classes to view and Order can be changed from Class to Date Due. After making your selection, press the Refresh View.

The Schedule Tab will allow you to see your student's schedule. Links are provided for viewing detailed course information and sending emails to teachers.

Sungard Training District Home Access Center


Melinda Bradley Logoff

Andrew Bradley Change Student

Home Attendance **Classes** Grades Student Support Registration

Classwork **Schedule**

Course	Description	Periods	Teacher	Room	Days	Marking Periods	Building	Status
830 - 1	Photography	1	Ms. Mitchell	115	M, T, W, R, F	M1, M2, M3, M4	Building 16	Active
412 - 1	Calculus	2	Ms. Dawes	117	M, T, W, R, F	M1, M2, M3, M4	Building 16	Active
212 - 1	American Government	3	Mr. Herda	107	M, T, W, R, F	M1, M2, M3, M4	Building 16	Active
743 - 2	Marketing	4	Mr. Makya Ish-duoh	201	M, T, W, R, F	M1, M2, M3, M4	Building 16	Active
900 - 1	Band	5	Ms. King	BAND	M, T, W, R, F	M1, M2, M3, M4	Building 16	Active
312 - 1	Physics	6	Ms. Jenkins	114	M, T, W, R, F	M1, M2, M3, M4	Building 16	Active
112 - 1	English 4	7	Mr. Christopher	116	M, T, W, R, F	M1, M2, M3, M4	Building 16	Active



The Grades Button will allow you to see Interim Progress Reports (IPR), Report Cards and in high school the Transcript for your student.

Sungard Training District Home Access Center

Melinda Bradley Logoff

Andrew Bradley Change Student

Home Attendance Classes **Grades** Student Support Registration

IPR **Report Card** Transcript

Interim Progress Report For Friday, September 11, 2015

Course	Description	Period	Teacher	Room	IPR	ARSE	GM1
830 - 1	Photography	1	Ms. Mitchell	115	100		10
412 - 1	Calculus	2	Ms. Dawes	117	100		11
212 - 1	American Government	3	Mr. Herda	107	100		12
743 - 2	Marketing	4	Mr. Makya Ish-duoh	201	100		13
900 - 1	Band	5	Ms. King	BAND	100		10
312 - 1	Physics	6	Ms. Jenkins	114	100		11
112 - 1	English 4	7	Mr. Christopher	116	100		12

Comment Legend

Comment	Description
10	GOOD STUDENT
11	PARTICIPATES IN CLASS
12	GOOD ATTITUDE
13	HARD WORKER



Registration

The Registration button displays Demographic Information, Transportation Information and Contact Information for your student. If changes need to be made, please contact your student's school or registration hub.

Sungard Training District Home Access Center Melinda Bradley Logoff

Ashleigh Bradley [Change Student](#)

[Home](#)
[Attendance](#)
[Classes](#)
[Grades](#)
[Student Support](#)
[Registration](#)

Demographic

Student Name: Bradley, Ashleigh Birth Date: 9/3/2001 House/Team: Counselor: Proud, Make-Me	Building: Building 16 Gender: Female Calendar: 2015-2016 School Year Homeroom: 118	Grade: 10 Language: English Homeroom Teacher: Mr. Moore
---	---	--

Transportation

To School
Information cannot be found relating to how this student is transported to school.

From School
Information cannot be found relating to how this student is transported from school.

Contacts

Student	
Student Mailing Address Ashleigh Bradley 1620 Central Ave BETHLEHEM, PA 18015	Student Address Ashleigh Bradley 1620 Central Ave BETHLEHEM, PA 18015
Guardian	
Guardian Melinda Bradley 1620 Central Ave BETHLEHEM, PA 18015 Home Phone: (501) 580-4887	Guardian Marshall Bradley 1620 Central Ave BETHLEHEM, PA 18015 Home Phone: (501) 580-4887
Other Contacts	
Emergency Contact Joanne & Mark Bradley 1633 Broad St BETHLEHEM, PA 18015	Other Contact Andrew Bradley 1620 Central BETHLEHEM, PA 18015

