



**LITTLE ROCK**  
SCHOOL DISTRICT

# 2017-2018 ANNUAL REPORT LITTLE ROCK SCHOOL DISTRICT

The Little Rock School District (LRSD) is required to prepare an Annual Report for presentation to the community. The 2017-18 report highlights progress and achievements and provides a summary of planned improvement processes and future directions. In 2017 LRSD experienced significant progress as the District and community worked together to meet the needs of each student. LRSD offers unique, comprehensive educational approaches for pre-K to 12th grade students, from rigorous academic engagement for those identified as gifted and talented, to support for those facing learning, speech or physical challenges.

The District takes pride in its highly qualified teachers – nearly half of all classroom teachers have a masters or doctoral degree, and 170 have National Board Certification – the most in the state. LRSD continues to operate the state's only K-8 STEM campus, eight magnet schools and a uniquely focused language and literacy elementary academy. The District also serves more than 1,700 pre-K students, making LRSD the largest provider of public preschool programs. Test results in 2016 reflected that students from every socioeconomic background who attended a LRSD pre-K program outperformed students who did not use LRSD's pre-K program in every skill area.

High school college preparatory programs, including pre-AP, AP and classes with local universities, in addition to the District's newest Excel program - introduced in 2016 - provide a wide array of options. These programs allow students to align their educational experience with their interests and prepare them to meet the challenges of a global society. LRSD consistently places among the top tier of state schools with National Merit Semifinalists, as well as Commended, National Hispanic, and AP Scholars.

LRSD introduced its newest campus at the end of the 2016 school year, Pinnacle View Middle School, and continued developing plans for a new southwest Little Rock High School. LRSD is proud of its highly accomplished students and the community partnerships that enhance their educational experiences.

The District is in year four of state oversight following an "Academically Distressed" designation for 6 of its 48 schools. In 2018, the three remaining schools were removed from the "Academically Distressed" list and the designation was dissolved due to new legislation.

In an effort to identify areas of needed support for those schools and to provide resources that include best practices for all LRSD campuses, Superintendent Michael Poore continued district-wide implementation of the Achieve Team model. This model provides a plan to gather and analyze data; monitor specific targets; and share suggested actions on how community resources can be leveraged with the utilization of professional development to enhance

academic achievement, allowing the district to maximize support provided directly to schools.

The administration continued its stakeholder engagement efforts integrating interactive social media town halls, public forums, and superintendent-led Community Walks. Those efforts will continue in the 2018-19 school year.

In 2016, LRSD received the last payment of \$37 million in desegregation funds, designated for operational purposes and in 2017 received the last portion of those funds designated for facilities. The District continues to seek financial efficiencies in order to maintain a focus on strong academic achievement and fiscal stability.

The LRSD community is represented by a 7-member, state-appointed Community Advisory Board which succeeded the Civic Advisory Committee at the end of the 2015-16 school year. Arkansas Department of Education Commissioner Johnny Key serves as the District's Board of Directors.

LRSD reaffirms its commitment to collaboration, transparency and a return to local control, and its mission to provide all students with equitable access to educational opportunities. To accomplish this mission, the District must continue to proactively address student achievement, teacher/leader quality, parental involvement, community engagement, and financial stability.

### Little Rock School District Highlights:

- 2019 Arkansas Teacher of the Year • Nearly 200 National Board Certified Teachers
- Parkview and Central ranked 3rd and 6th nationally in US News & World Report
- Roberts Elementary (2017) joined Forest Park Elementary (2012) with National Blue Ribbon designation
- K-12 Gifted and Talented + Advanced Placement Programs
- State's only K-8 STEM Academy
- Home of the 2017-18 6A State Basketball, 6A/7A Swimming
- \$20 Million in scholarships awarded in 2018
- New Little Rock Southwest High School opens in 2020
- \$27 Million in volunteer hours

### REVENUE

Local/County.....	\$160,304,620
State.....	\$131,190,205
Federal Grants.....	\$30,128,824
Dedicated Maintenance & Operations.....	\$8,034,147
Other.....	\$21,206,662
<b>Total Revenue.....</b>	<b>\$350,864,458</b>

Tax Rate (Mills)..... 46.4

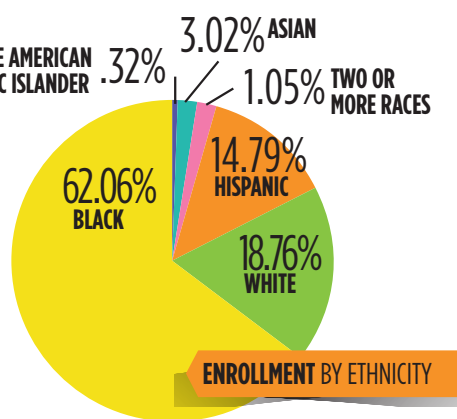
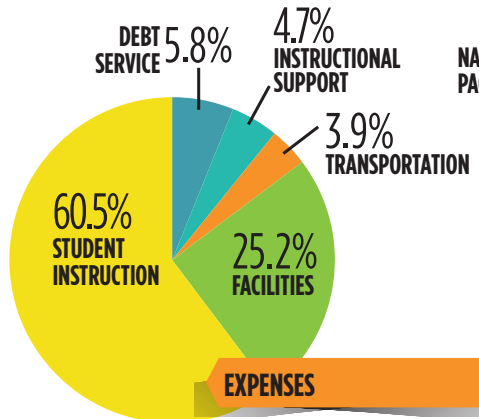
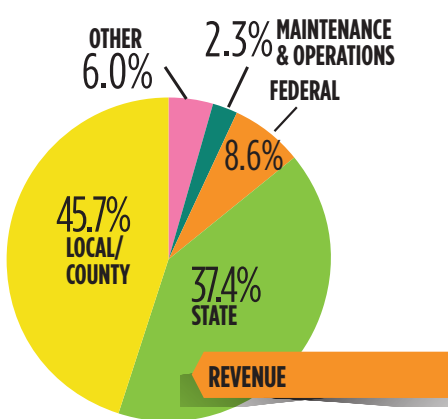
### EXPENSES

Student Instruction.....	\$219,446,531
Instructional Support.....	\$16,957,996
Transportation.....	\$13,986,970
Support—Facilities.....	\$91,362,220
Debt Service.....	\$20,893,205
<b>Total Expenses.....</b>	<b>\$362,646,922</b>
Expense Per Pupil.....	\$16,404

Average Teacher Salary..... \$57,302  
First Year Teacher Salary..... \$34,865

**LRSD's volunteer program, Volunteers in Public Schools (ViPS) is a vital component in the operation of all of our schools.**

Total Volunteer Hours..... 1,141,378  
Equivalent in Dollars..... \$27,352,286  
Total Number of Partners in Education (PIE) ..... 321



## 2017-2018 School Year Accreditation Status: All 42 schools fully accredited

### 2017-2018 School Improvement Designations

Twenty-two (22) schools were classified as In Need of Support and Improvement schools. LRSD identified as a Level 5 district. Needs Support and Improvement schools had a lower Every Student Succeeds Act (ESSA) School Index score overall or for a specific subgroup. A high school will be "In Need of Support and Improvement" if it does not meet the graduation rate target.

Fourteen (14) schools were identified as In Need of Targeted Support and Improvement (TSI) schools. Schools are identified as in need of TSI based on their classification as a Title I school and their ESSA School Index score for any subgroup falling below an established 1% cut score for three consecutive years.

Eight (8) schools were classified as In Need of Comprehensive Support and Improvement (CSI) schools. CSI schools include 5% of Title I schools with the lowest ESSA School Index score over a three year period.

### AP and PSAT/NMSQT Results

#### AP RESULTS

The Advanced Placement (AP) program offers high school students a rigorous, college-level curriculum that readies students for college. Students scoring a 3, 4, or 5 on the AP exam may receive college credit. The district had 1,365 exams with a qualifying score of a 3, 4, or 5. An AP Scholar is a student who received scores of 3 or higher on three or more AP exams. The district has 311 scholars with the following designations: AP Scholar, AP Scholar with Honor, AP Scholar with Distinction, and National AP Scholar. Twenty-six students received an AP Capstone Diploma.

#### PSAT/NMSQT

The Preliminary SAT/National Merit Scholarship Qualifying Test (PSAT/NMSQT) serves as an initial screener for scholars. The nationwide pool of Semifinalists represents fewer than one percent of U.S. high school seniors and only includes the highest scoring students in each state. 7 LRSD students were named National Merit Semifinalists. 3 students named National Hispanic Recognition Scholars.

**2017 Rankings:** Rankings were not available until the end of the 2018 school year and were not able to be shared with our stakeholders. We would like to include the rankings in this publication to share our successes.

#### Top 20 Schools in Arkansas with Most Overall Growth (based on ACT Aspire)

RANK	SCHOOL	ASPIRE CATEGORY
#14	Don Roberts Elementary	OVERALL

#### Top 5 Schools in Central Region with Most Overall Growth (based on ACT Aspire)

RANK	SCHOOL	ASPIRE CATEGORY
#5	Don Roberts Elementary	OVERALL

#### Top 10 Schools in Arkansas with Most Math Growth (based on ACT Aspire)

RANK	SCHOOL	ASPIRE CATEGORY
#9	Don Roberts Elementary	OVERALL

#### Top 5 Schools in Central Region with Most Math Growth (based on ACT Aspire)

RANK	SCHOOL	ASPIRE CATEGORY
#3	Don Roberts Elementary	MATH

#### Top 5 Schools in Central Region with Most ELA Growth (based on ACT Aspire)

RANK	SCHOOL	ASPIRE CATEGORY
#5	Wakefield Elementary	ELA

### Beating the Odds Schools

#### Top 10 High-Poverty Elementary Schools in Arkansas with Most Overall Growth (based on ACT Aspire)

RANK	SCHOOL	ASPIRE CATEGORY
#10	Wakefield Elementary	OVERALL

#### Top 5 High-Poverty Elementary Schools in Central Region with Most Math Growth (based on ACT Aspire)

RANK	SCHOOL	ASPIRE CATEGORY
#2	Wakefield Elementary	MATH
#5	McDermott Elementary	MATH

#### Top 5 High-Poverty Elementary Schools in Central Region with Most ELA Growth (based on ACT Aspire)

RANK	SCHOOL	ASPIRE CATEGORY
#1	Wakefield Elementary	ELA

#### Top 10 Top 5 High-Poverty Middle Schools in Central Region with Most Math Growth (based on ACT Aspire)

RANK	SCHOOL	ASPIRE CATEGORY
#3	Mann Magnet Middle	MATH
#5	Mabelvale Middle	MATH

#### Top 5 High-Poverty Middle Schools in Central Region with Most ELA Growth (based on ACT Aspire)

RANK	SCHOOL	ASPIRE CATEGORY
#5	Dunbar Magnet Middle	ELA

**2018 rankings and rewards schools:** The Arkansas School Recognition Program provides financial rewards to schools showing high performance, high growth, or high graduation rates. Schools in the top 5% receive up to \$100 per student, while schools in the top 6-10% receive up to \$50 per student.

#### Top 5% High-Achievement Schools in Arkansas (based on ACT Aspire)

SCHOOL
Don Roberts Elementary
Forest Park Elementary
Jefferson Elementary

#### Top 6-10% High-Achievement Schools in Arkansas (based on ACT Aspire)

SCHOOL
Forest Heights STEM Academy

#### Top 5% Academic Growth Schools in Arkansas (based on ACT Aspire)

SCHOOL
Don Roberts Elementary

OUR SCHOOLS & COMMUNITY



THE POWER OF US!

