



2020-2021 ANNUAL REPORT

LITTLE ROCK SCHOOL DISTRICT



LITTLE ROCK
SCHOOL DISTRICT



PRE-K

- Largest Provider of Public Pre-school
- Certified Teacher in Every Classroom
- LRSD Pre-K Students outperform peer group who did not attend LRSD Pre-K in every skill level

K-12

- Gifted and talented options
- Learning challenges support/ Special Education Options
- Academies of Central AR
- High School Prep Programs- Pre-AP, AP, Concurrent credit opportunities
- Earn approx \$20 million annually in scholarships
- Record 30 National Merit Semi-finalists in 2021

ARTS

- Award-winning Arts Programs
- Creative and Performing Arts
- Consistently place in Top 5 – Arkansas Young Artists Association
- Arkansas PTA Awards
- Among Top Honors in Region and All-Region band/choral programs, Superior and First Chair Recognitions

ATHLETICS

- Champions or Finalists in multiple sports
- Tennis, Swimming, Wrestling, Football, Basketball, Golf, Soccer, Volleyball, Baseball, and Softball programs
- 6th Grade Model Up Sports Program

ADULT ED

- FREE, self-paced, individualized instruction for non-traditional adult students, ages 18 +
- Variety of classes including Adult Basic Education (ABE), Adult Secondary Education (ASE/GED), and English-As-A-Second Language (ESL)

REVENUE

Local/County.....	\$164,740,755
State.....	\$83,272,303
Federal Grants.....	\$51,437,261
Other.....	\$21,455,206
Total Revenue.....	\$320,905,525

Tax Rate (Mills)..... 46.4

EXPENSES

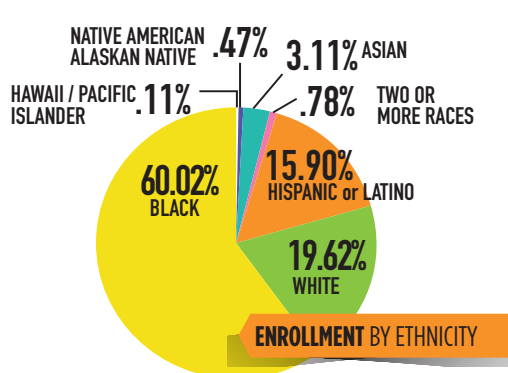
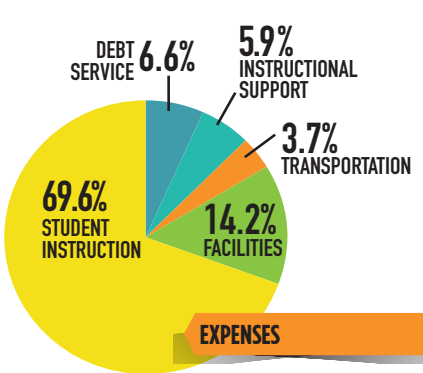
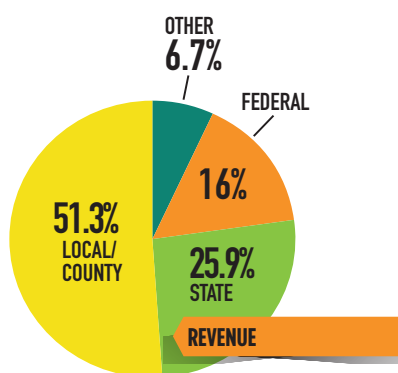
Student Instruction.....	\$225,103,634
Instructional Support.....	\$18,980,548
Transportation.....	\$11,817,485
Facilities.....	\$45,851,749
Debt Service.....	\$21,455,206
Total Expenses.....	\$323,208,622

Expense Per Pupil.....\$15,766

Average Teacher Salary.....\$61,845
First Year Teacher Salary.....\$36,000

LRSD's volunteer program, Volunteers in Public Schools (ViPS) is a vital component in the operation of all of our schools.

Total Volunteer Hours..... 466,042
Equivalent in Dollars..... \$13,300,845
Total Number of Partners in Education (PIE) 243



Accreditation Status:
All 42 schools fully accredited

2018-19 School Improvement Designations

Nineteen (19) schools were classified as In Need of Support and Improvement schools. LRSD identified as a Level 4 district. Needs Support and Improvement schools had a lower Every Student Succeeds Act (ESSA) School Index score overall or for a specific subgroup. A high school will be "In Need of Support and Improvement" if it does not meet the graduation rate target. Fourteen (14) schools were identified as In Need of Targeted Support and Improvement (TSI) or Additional Targeted Support (ATS) schools. Schools are identified as in need of TSI based on their classification as a Title I school and their ESSA School Index score for any subgroup falling below an established 1% cut score for three consecutive years. Schools are identified as in need of ATS when a subgroup is also performing below the 5% cut score. Five (5) schools were classified as In Need of Comprehensive Support and Improvement (CSI) schools. CSI schools include 5% of Title I schools with the lowest ESSA School Index score over a three year period.

AP and PSAT/NMSQT Results

AP RESULTS

The Advanced Placement (AP) program offers high school students a rigorous, college-level curriculum that readies students for college. Students scoring a 3, 4, or 5 on the AP exam may receive college credit. The district had 1,221 exams with a qualifying score of a 3, 4, or 5. An AP Scholar is a student who received scores of 3 or higher on three or more AP exams. The district has 270 scholars receiving 296 awards with the following designations: AP Scholar, AP Scholar with Honor, and AP Scholar with Distinction. Twenty-two students received an AP Capstone Diploma, and four students received the AP Seminar and Research Certificate.

PSAT/NMSQT

The Preliminary SAT/National Merit Scholarship Qualifying Test (PSAT/ NMSQT) serves as an initial screener for scholars. The nationwide pool of Semifinalists represents fewer than one percent of U.S. high school seniors and only includes the highest scoring students in each state. Arkansas had a total of 141 semi-finalist. Of those, LRSD had the most students with 29 students named National Merit Semifinalists.

2021 RANKINGS:

Top 5% of Schools in Arkansas with High Student Performance (based on ACT Aspire)

Don Roberts Elementary
Forest Park Elementary
Jefferson Elementary

Top 5% of Schools in Arkansas with Most Growth (based on ACT Aspire)

Forest Park Elementary

Top 6%-10% of Schools in Arkansas with Most Growth (based on ACT Aspire)

Don Roberts Elementary

LRSD RETURNED TO LOCAL CONTROL: JULY 8, 2021

Continues to focus on priority areas as well as leveraging relationships and networks with parents and community.

Priorities:

1. Increase reading achievement by prioritizing the use of human capital, ESSER Funding, 1003 Grants, Enhanced Student Achievement (ESA), and other funds to support the LRSD Literacy Program.
2. Establish, support and maintain high functioning professional learning communities in all buildings
3. Implement and Support the District's Ready for Learning Plan by supporting the school-level plans.

US NEWS AND WORLD REPORT RANKINGS



BEST HIGH SCHOOLS IN ARKANSAS

#14 of 271	Parkview Magnet High School
#15 of 271	Central High School

BEST HIGH SCHOOLS IN ARKANSAS METRO AREA

#5 of 44	Parkview Magnet High School
#6 of 44	Central High School

* HIGH-RESOLUTION, SCALABLE VERSION OF THIS REPORT AND OTHER HIGHLIGHTS AVAILABLE FOR VIEWING AT:

www.LRSD.org



Little Rock School District • 810 W. Markham St. • Little Rock, AR 72201 • 501-447-1000 • www.lrsd.org

