



2021-2022 ANNUAL REPORT

LITTLE ROCK SCHOOL DISTRICT



PRE-K

- Largest Provider of Public Pre-School
- Certified Teacher in Every Classroom
- LRSD Pre-K Students outperform peer group who did not attend LRSD Pre-K in every skill level

K-12

- Gifted and talented options
- Learning challenges support/ Special Education Options
- Academies of Central AR
- High School Prep Programs- Pre-AP, AP, Concurrent credit opportunities
- Earn approx. \$20 million annually in scholarships
- Record 30 National Merit Semi-finalists in 2021

ARTS

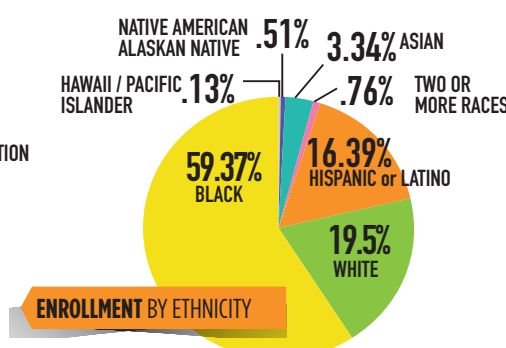
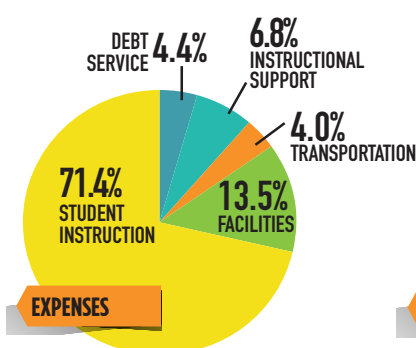
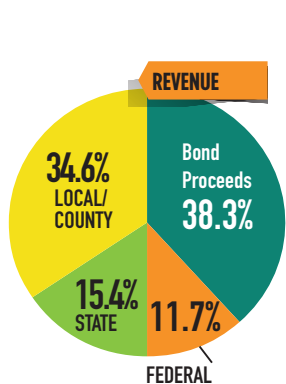
- Award-winning Arts Programs
- Creative and Performing Arts
- Consistently place in Top 5 – Arkansas Young Artists Association
- Arkansas PTA Awards
- Among Top Honors in Region and All-Region band/choral programs, Superior and First Chair Recognitions

ATHLETICS

- Champions or Finalists in multiple sports
- Tennis, Swimming, Wrestling, Football, Basketball, Golf, Soccer, Volleyball, Baseball, and Softball programs
- 6th Grade Model Up Sports Program

ADULT ED

- FREE, self-paced, individualized instruction for non-traditional adult students, ages 18 +
- Variety of classes including Adult Basic Education (ABE), Adult Secondary Education (ASE/GED), and English-As-A-Second Language (ESL)



REVENUE

Local/County	\$184,097,340
State	\$81,897,285
Federal Grants	\$62,304,630
Bond Proceeds	\$203,505,627
Total Revenue	\$531,804,882

Tax Rate (Mills)..... 46.4

EXPENSES

Student Instruction	\$233,716,968
Instructional Support	\$22,199,277
Transportation	\$12,986,256
Facilities	\$44,072,786
Debt Service	\$14,283,899
Total Expenses	\$327,259,186

Expense Per Pupil \$15,950

Average Teacher Salary \$63,199

First Year Teacher Salary \$43,000

LRSD's volunteer program, Volunteers in Public Schools (VIPS) is a vital component in the operation of all of our schools.

Total Volunteer Hours..... 634,528

Equivalent in Dollars..... \$18,109,450

Total Number of Partners in Education (PIE) 242

LRSD Board of Education Goals

- **Goal 1 - College and Career Readiness:** Improve student achievement in reading and math, aiming towards meeting or exceeding grade level performance for all students
- **Goal 2 - Career Pathways:** Through the implementation of academies and career pathways, increase by 5% each year for the next 5 years the number of students enrolled in a CTE career pathway and the number of students earning an industry certification; increase by 5% each year for the next 5 years the number of students using career planning tools to explore careers, interests, and aptitudes.
- **Goal 3 - Student Recruitment and Retention:** Increase year over year K-12 enrollment such that by 2030, LRSD enrollment is equal to or greater than 24,000 students (or a number based on a current demographic study and population trends).
- **Goal 4 - Staff Recruitment and Retention:** Increase recruitment and retention rates of highly qualified teachers and leaders. Rank among the top five school districts in Arkansas in teacher salaries at every educational level by August 2024 and remain there every year thereafter; Ensure salaries of all staff remain competitive.

2022 RANKINGS:

Top 20 Elementary Schools in Arkansas with Most Overall Growth (based on ACT Aspire)

#8 Don Roberts Elementary

Top 5 Elementary Schools in Central Arkansas Region with Most Overall Growth (based on ACT Aspire)

#5 Don Roberts Elementary

Top 10 Elementary Schools in Arkansas with Most Math Growth (based on ACT Aspire)

#8 Don Roberts Elementary

Top 5 Elementary Schools in Central Arkansas Region with Most Math Growth (based on ACT Aspire)

#3 Don Roberts Elementary

BEATING THE ODDS RANKINGS:

Top 10 High-Poverty Elementary Schools in Arkansas with Most Overall Growth

#7 Wakefield Elementary

Top 10 High-Poverty Elementary Schools in Arkansas with Most Math Growth

#8 Wakefield Elementary

Top 5 High-Poverty Elementary Schools in Central Arkansas Region with Most Math Growth

#1 Wakefield Elementary

Top 5 High-Poverty Elementary Schools in Central Arkansas Region with Most ELA Growth

#1 Wakefield Elementary

US NEWS AND WORLD REPORT RANKINGS

BEST HIGH SCHOOLS IN ARKANSAS

#15 of 267	Central High School
#22 of 267	Parkview Magnet High School



BEST HIGH SCHOOLS IN ARKANSAS METRO AREA

#5 of 44	Central High School
#7 of 44	Parkview Magnet High School

Accreditation Status: All 41 schools fully accredited

2021-22 School Improvement Designations

LRSD was identified as a Level 4 district. As a result of the global pandemic, Arkansas waived classification for the 2021 school year. It was resumed in the 2022 school year where twenty-seven (27) schools were classified as In Need of Support and Improvement schools. Need of Support and Improvement schools had a lower Every Student Succeeds Act (ESSA) School Index score overall or for a specific subgroup. As well, a high school will be "In Need of Support and Improvement" if it does not meet the graduation rate target. Five (5) schools were classified as needing More Rigorous Intervention – Comprehensive Support and Improvement (MRI-CSI). Seven (7) schools were classified as in Need of Comprehensive Support and Improvement (CSI). Thirteen (13) schools were identified as In Need of Comprehensive Support and Improvement – Additional Targeted Support (CSI-ATSI). Two (2) schools were identified as needing Additional Targeted Support and Improvement (ATSI). Schools are identified as in need of MRI-CSI if they did not meet their CSI designation exit criteria within three years. CSI schools include 5% of Title I schools with the lowest ESSA School Index score over a three-year period. Schools are identified as ATSI-CSI if they did not meet their ATSI designation exit criteria within three years. ATSI schools are identified based on their classification as a Title I school and their ESSA School Index score for any subgroup falling in the bottom 1% of Title I schools for three consecutive years.

AP and PSAT/NMSQT Results

AP RESULTS

The Advanced Placement (AP) program offers high school students a rigorous, college-level curriculum that readies students for college. Students scoring a 3, 4, or 5 on the AP exam may receive college credit. The district had 1,458 exams with a qualifying score of a 3, 4, or 5. An AP Scholar is a student who received scores of 3 or higher on three or more AP exams. The district has 309 scholars receiving 348 awards with the following designations: AP Scholar, AP Scholar with Honor, and AP Scholar with Distinction. As well, 33 students received an AP Capstone Diploma, and 7 students received the AP Seminar and Research Certificate.

PSAT/NMSQT

The Preliminary SAT/National Merit Scholarship Qualifying Test (PSAT/NMSQT) serves as an initial screener for scholars. The nationwide pool of Semifinalists represents fewer than one percent of U.S. high school seniors and only includes the highest scoring students in each state. Arkansas had a total of 169 semi-finalist. Of those, LRSD had 8 students named National Merit Semifinalists.

* HIGH-RESOLUTION, SCALABLE VERSION OF THIS REPORT AND OTHER HIGHLIGHTS AVAILABLE FOR VIEWING AT:
www.LRSD.org

