

# Valentines All Around

A Reading A-Z Level B Leveled Book

Word Count: 40

## Connections

### Writing and Art

Make a special valentine for a family member or friend. Draw pictures on your valentine and write about why you love that person.

### Social Studies

How do people celebrate Valentine's Day? Share your ideas with a partner.

LEVELED BOOK • B

# Valentines All Around



Written by Harriet Rosenbloom  
Illustrated by Kelly Kennedy

Reading A-Z

Visit [www.readinga-z.com](http://www.readinga-z.com)  
for thousands of books and materials.

[www.readinga-z.com](http://www.readinga-z.com)

# Valentines All Around



Written by Harriet Rosenbloom  
Illustrated by Kelly Kennedy

[www.readinga-z.com](http://www.readinga-z.com)

## Focus Question

What can you learn about each character by looking at his or her valentine?

## Words to Know

Dad	one
Granny	Pappy
Mom	you

On page 10, draw a picture of yourself and a few of your favorite things.

Valentines All Around  
Level B Leveled Book  
© Learning A-Z  
Written by Harriet Rosenbloom  
Illustrated by Kelly Kennedy

All rights reserved.


[www.readinga-z.com](http://www.readinga-z.com)

## Correlation LEVEL B


Fountas & Pinnell	B
Reading Recovery	2
DRA	2




This one is for Mom.




This one is for Dad.



This one is for Noah.



This one is for Granny.




This one is for Pappy.



This one is for Spot.



This one is for Mittens.




This one is for you!

Name \_\_\_\_\_

Author's purpose for *Valentines All Around*:

**to entertain**    **to inform**    **to persuade**

Valentines All Around • Level B • 1



Skill: Author's Purpose

**Instructions:** Have students choose and circle the author's purpose. Then, have them draw in the box two details that support the author's purpose.